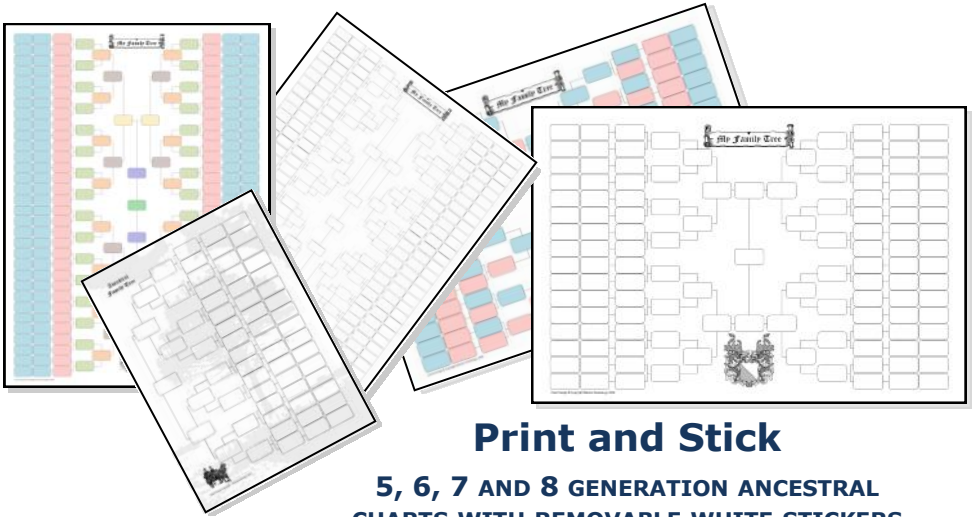


# The Creative Range Family Tree Sticker Charts



## Print and Stick

### 5, 6, 7 AND 8 GENERATION ANCESTRAL CHARTS WITH REMOVABLE WHITE STICKERS

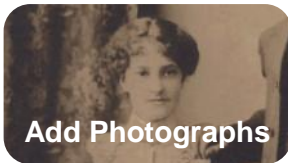


Download the free sticker templates from our website. Use your word processor to fill in your information, then print the stickers on your printer and transfer them to the chart so no more mistakes. It really is that simple.

Removable stickers are suitable for both inkjet and laser printers

The stickers are size compatible with Avery L7651 labels.

Print stickers with a coloured background to colour code by gender or generation.

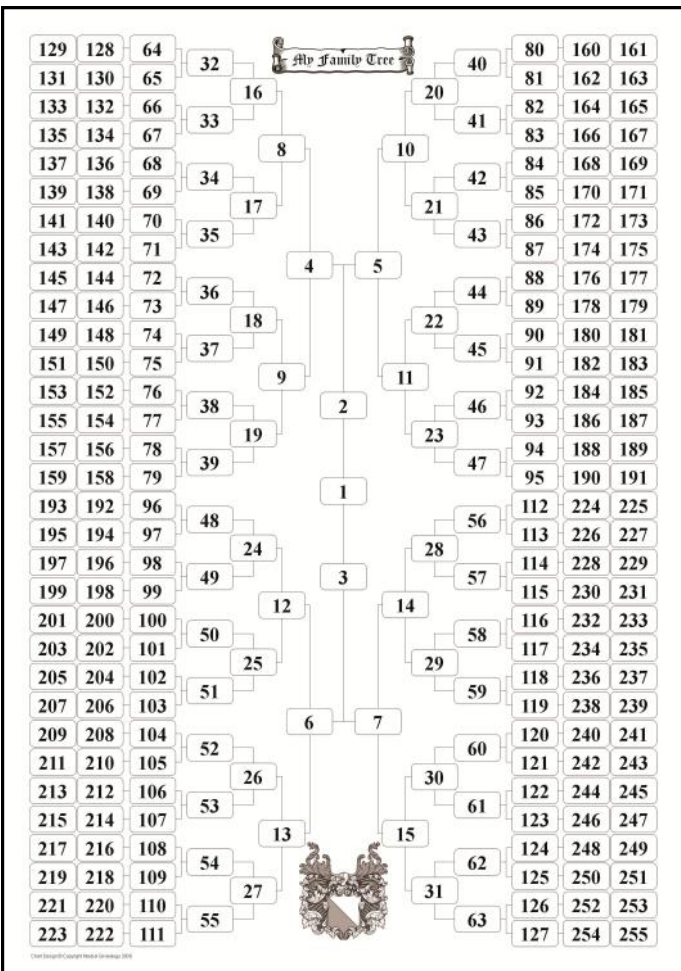


Add Photographs


**BE CREATIVE**  
YOUR IMAGINATION IS THE  
ONLY LIMIT FOR ADDING  
GRAPHICS AND COLOUR TO  
CREATE YOUR OWN UNIQUE  
FAMILY TREE CHART

Stickers are actual size





# Who To Put In Which Box



1.	Starting Individual
2	Father
3	Mother
4	Paternal Grandfather
5	Paternal Grandmother
6	Maternal Grandfather
7	Maternal Grandmother
8, 10, 12, 14	Great Grandfathers
9, 11, 13, 15	Great Grandmothers
Even Nums.16 to 30	2 x Great Grandfathers
Odd Nums.17 to 31	2 x Great Grandmothers
Even Nums 32 to 62	3 x Great Grandfathers
Odd Nums 33 to 63	3 x Great Grandmothers
Even Nums 64 to 126	4 x Great Grandfathers
Odd Nums 65 to 127	4 x Great Grandmothers
Even Nums 128 to 254	5 x Great Grandfathers
Odd Nums 129 to 255	5 x Great Grandmothers

Everyone is relative to the Starting Individual  
 Starting Individual  
 E.g Box 2 is for the Starting Individual's father

